

# Glove Bubble with Filtration

Model: BUB-GLB



Watch Demo



## Functional Specification

The Glove Bubble is a bench mounted enclosure designed to provide a sealed environment for sample handling and atmosphere control. The device is a fully portable system with gas connection, to offer the control of atmospheres internally, and nitrile anti-static gauntlets as standard.

The inflatable seal expands to protect samples from any external contaminants and atmospheres. A transfer tunnel allows the user controlled access into the enclosure without having to remove the top cover.



### Colours Available





### Features



- Sealed Environment
- Lightweight & Portable
- Pre-Tested & Validated
- Ergonomic Design
- Easy to Clean
- Easy to Maintain
- Easy to Install

### Dimensions



### Technical Specification

#### Performance:

Pressure decay tested at factory

#### Gloves:

Nitrile Anti-static Gauntlet Conforming to EN374, EN388

### Construction

Weight..... 10kg

Base..... 10mm Chemically Resistant Process Modified HDPE

Top..... 6mm Chemically Resistant, Impact Modified Acrylic

Gloves..... Nitrile

Inflatable Seat... FDA Approved Silicone

Transfer Hatch... Cast Acrylic

### Accessories

Internal Power Sockets

Temperature Monitoring

Humidity Monitoring

Additional Utility Ports

### Installation

User Install, No Engineer Required

System Pre-validated and Tested

Documentation Pack Provided


## FAN FILTRATION SYSTEM AND FILTERS

The fan filtration modules are designed to house filters used to trap airborne contaminants generated by handling processes with the bubble enclosures. Both HEPA (High Efficiency Particulate Arrestor) for particulates and Activated Carbon filters for solvent vapors are available.

The fan filtration system draws air from the enclosure through the duct and filters (the fan motor is on the clean side) and exhausted through grills on the side of the extraction module.

The air volume capacity is adjustable via a speed controller on the side of the fan module. This is factory set to 0.45m/s. The fan motor will maintain the set speed ensuring CAV (constant air volume operation).

The filtration module is normally located just behind the Safety Bubble enclosure. The fan filtration system should be mounted on a solid surface upright.



- 4. Filtration Module with HEPA & Carbon Filter
- 5. Exhaust Outlet
- 6. Fan Extract Adjust Controls
- 7. Flexible duct connects the enclosure to the filtration module

